


# CITY OF SONORA SIGN ORDINANCE GUIDELINES

These guidelines are adapted from Chapter 15.28 of the Sonora Municipal Code and the Uniform Sign Code and represent the enforcement agency's interpretation of the regulations. This guideline does not contain all code regulations.

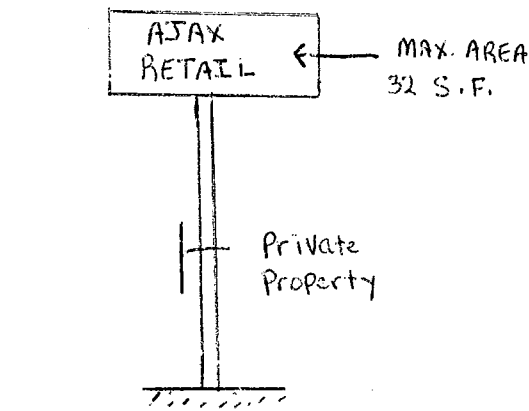
## GENERAL PROVISIONS:

Under Chapter 15.28 of the Sonora Municipal Code, there are three types of signs which may be erected: WALL (and/or canopy), PROJECTING or FREESTANDING signs. Only two of the above sign types may be used for advertising:

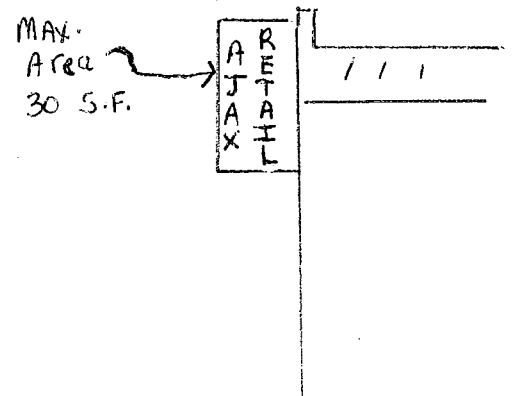


WALL SIGNS - includes window signs and canopy signs - See Sheet 2

TOTAL WALL SIGNAGE is limited to 20% of front wall area or 90 SF, whichever is less, in single occupancy buildings.



**FREESTANDING SIGN**  
see sheet 3



**PROJECTING SIGN**  
see sheet 4

ALL SIGNS REQUIRE SIGN PERMITS PRIOR TO PLACEMENT

EXCEPT FOR:

1. Real Estate signs 4 SF or less.
2. Temporary signs (less than 30 days use)
3. Special purpose signs; (SMC 15.28.240 to 15.28.311)

PROHIBITED SIGNS:

1. On fences, trees or shrubs
2. Flashing, rotating, blinking signs
3. Audible, animated or wind signs
4. Roof signs or projecting above roof or parapet.
5. Vehicular signs on stationed vehicles.

SEE SMC 15.28.090 FOR PROVISIONS REGARDING 'A' TYPE OR MOVEABLE SIGNS ON PRIVATE PROPERTY.

WALL SIGNS (C, CO, CG, PD, & ML ZONES)

Sonora Municipal Code Section 15.28.200

PERMITTED AREAS:

Single building, single occupancy

Max. area = 20% of front wall (.2XLXH).  
or 90 SF per front whichever is less.

For multiple story with separate businesses  
the maximum area is proportioned to  
the wall area of each business.

Single building, multiple occupancy

Max. area = 1 SF per LF of frontage  
w/max. Of 30 SF per occupancy  
min. of 15 SF per occupancy  
max. 90 SF per building front

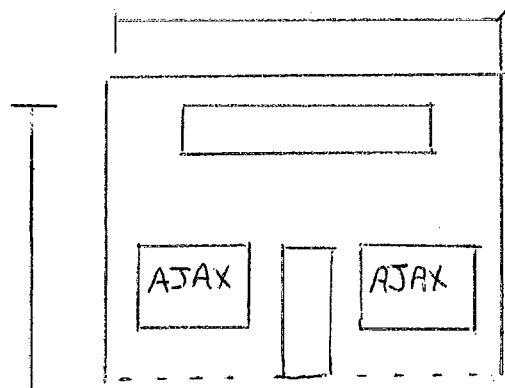
For multiple story:

1 SF per LF of frontage per  
floor w/max. 30 SF per occupancy  
min. 15 SF per occupancy unless  
over 90 SF per bldg. frontage.

Where 90 SF controls, it is  
proportioned by bldg. owner  
agreement

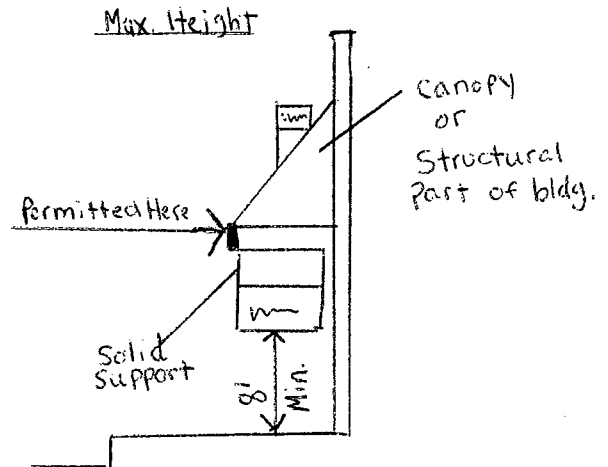
OTHER PROVISIONS:

1. Permanent window signs - max. 25% of window.
2. The area of all wall, permanent window signs and canopy signs is included in the permitted area.
3. Canopy Signs:  
Require solid supports over sidewalk (policy).  
Must be 8' above sidewalk, no closer than 2' from curb.
4. Wall signs or canopy signs may not project above the top of the frontage wall nor project more than 12" in thickness from bldg. or canopy.



Single Bldg, Single occ.

Wall Signs



Canopy Signs

## SIGN ORDINANCE GUIDELINES

5. Wall signs are permitted only on building frontage - that is, the wall of the building which is the main entrance, or the wall which faces the street. Corner buildings have two bldg. frontages. No wall signs are permitted on the sides or rear of a building which does not abut a public street.
6. Wall signs are not permitted in residential zones.

### FREESTANDING SIGNS (C, CO, CG, PD, ML ZONES)

Sonora Municipal Code Section 15.28.190

Maximum size - 32 SF

Maximum height - 35' to top

Minimum H vs. projection over public property, vehicular or pedestrian easement or way (on private property):

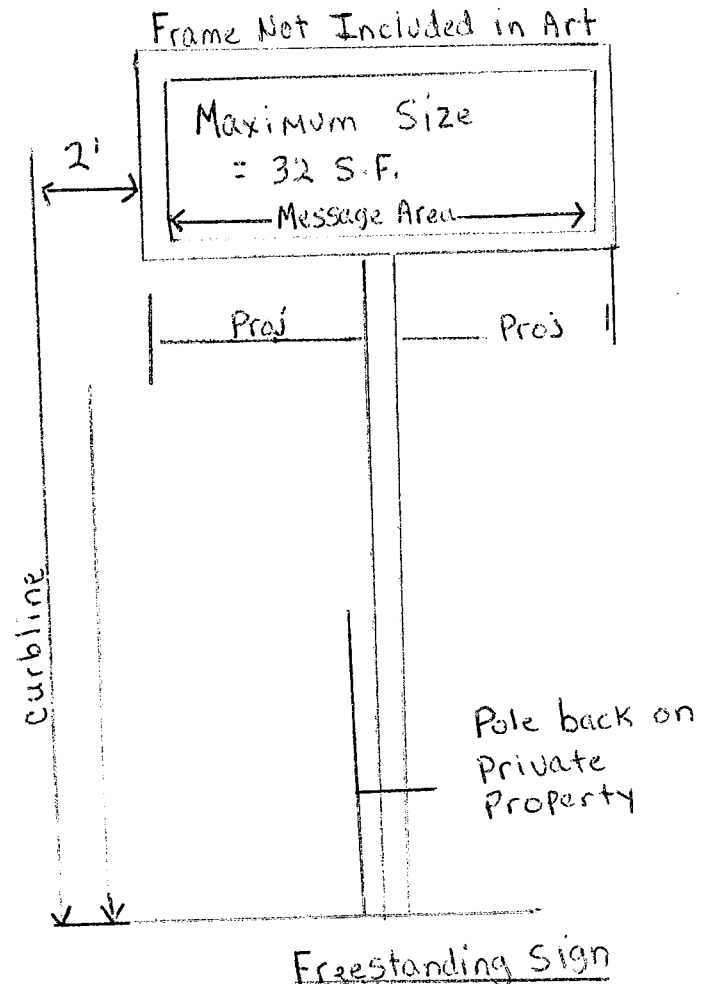
For proj. = 1' or less	H = 8'
proj. = 2'	H = 10'
proj. = 3'	H = 12'
proj. = 4'	H = 14'

Maximum projection is 4'

Where there is an obstruction under the sign, such as a planter or wall, on private property, projection is measured from face of planter or wall below.

### OTHER PROVISIONS:

1. There may be only one freestanding sign per property frontage (even if frontage is multiple occupancy).
2. In residential zones, maximum size is 10 SF, maximum height to top is 5'.
3. Corner properties or through lots may have one freestanding sign per street frontage.



# SIGN ORDINANCE GUIDELINES

## PROJECTING SIGNS (C, CO, CG, PD, & ML ZONES)

Sonora Municipal Code Section 15.28.210

Maximum size - 30 SF

Maximum height - may not project above mounting wall or roof ridge

Minimum height over public vehicular way where there is no sidewalk - 4'

Minimum height vs. projection over public property, vehicular or pedestrian easement or way (on private property)

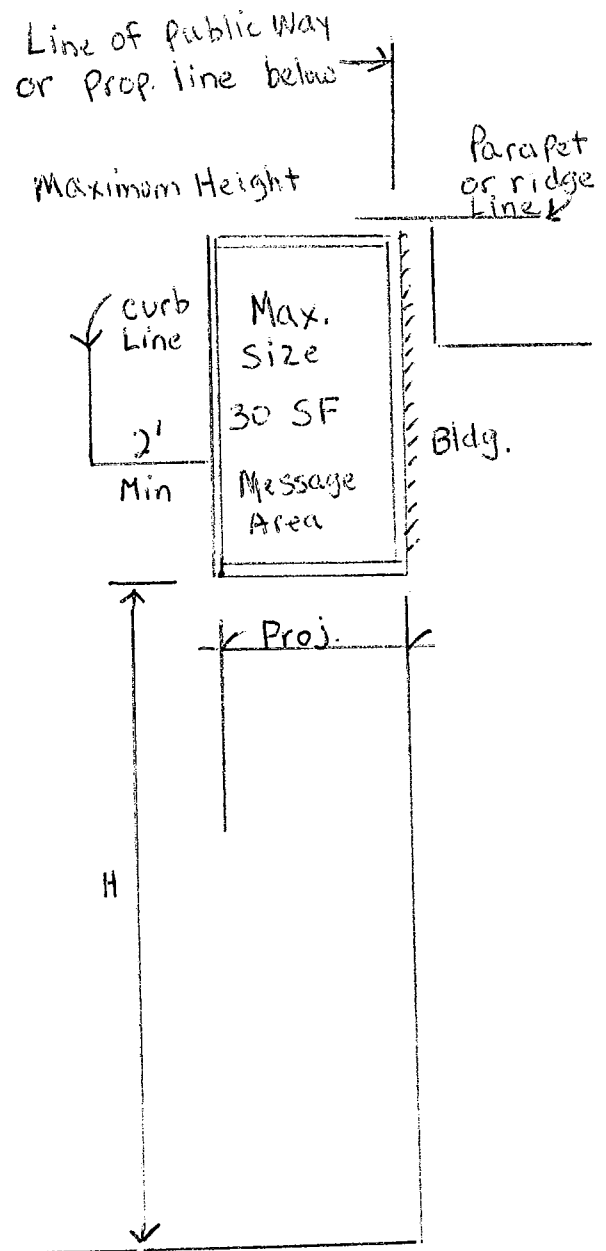
- For proj. = 1' or less - H = 8' min.
- proj. = 2' or less - H = 10' min.
- proj. = 3' or less - H = 12' min.
- proj. = 4' or less - H = 14' min.

Maximum projection is 4'

Where the building is set back from the property line and where there is an obstruction such as a planter or wall below, the projection is measured from the face of the planter or wall below.

### OTHER PROVISIONS:

1. There may be one projecting sign per street frontage.
2. Projecting signs are not permitted in residential zones.
3. On buildings with eaves, signs which do not project beyond the eave line on private property are considered canopy signs - see sheet 2 for provisions.



Projecting Sign